
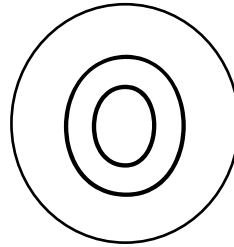















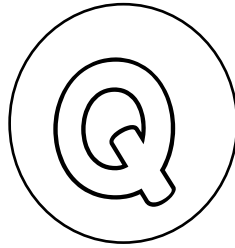









Letter Dot It

Point to a letter, say the letter name and sound. Dot with a dot marker, cover with a sticker, trace the letter, or color the letter dot.



Letter Dot It

Point to a letter, say the letter name and sound. Dot with a dot marker, cover with a sticker, trace the letter, or color the letter dot.

A grid of 35 circles, each containing a lowercase letter. The letters are arranged in five rows of seven. Stars are placed next to the letters s, a, z, j, q, t, x, e, k, g, w, p, and i.

s	a	z	j
h	n	m	u
b	q	t	f
y	v	r	x
e	k	g	w
l	c	d	
p	i	o	



Letter Dot It

Point to a letter, say the letter name and sound. Dot with a dot marker, cover with a sticker, trace the letter, or color the letter dot.

★ Ss Aa Zz Jj

Hh Nn Mm Uu

Bb Qq ★ Tt Ff

Yy Vv Rr Xx ★

★ Ee Kk ★ Gg Ww

Ll Cc Dd

Pp ★ Ii Oo






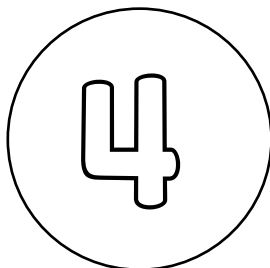



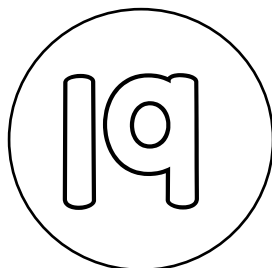
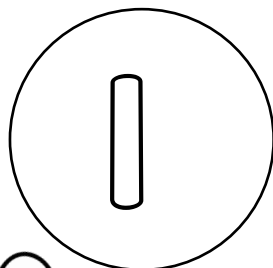

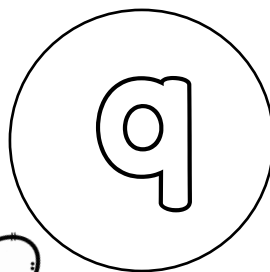



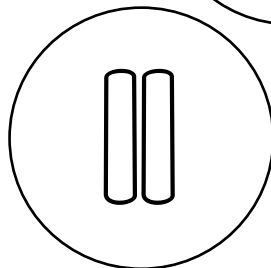



Sound Dot It

Point to an object, say the beginning sound. Write the letter in the dot.



Number Dot It

Point and say the number. Dot the number with a dot marker, trace the number, or color the number dot.



Number Dot It

Point and say the number. Dot the number with a dot marker, trace the number, or color the number dot.

